



BEACH HATCHERY LTD.

an addition to the export

REF :

DATE :


BEACH HATCHERY LIMITED
STATEMENT OF FINANCIAL POSITION
(Un-Audited)
AS AT SEPTEMBER 30, 2017


PARTICULARS		AMOUNT (TK.) 30.09.2017	AMOUNT (TK.) 30.06.2017
ASSETS			
NON-CURRENT ASSETS		223,204,208	224,090,812
Property, Plant & Equipment		223,204,208	224,090,812
CURRENT ASSETS		286,529,680	289,745,538
Accounts Receivable		281,504,039	284,275,567
Advances, Deposits & Pre-Payments		4,682,414	4,834,914
Cash & Cash Equivalents		343,227	635,057
TOTAL ASSETS		509,733,888	513,836,350
EQUITY AND LIABILITIES			
EQUITY		445,974,875	450,180,730
Share Capital		414,010,210	414,010,210
Retained Earning		15,590,861	19,796,716
Tax Holiday Reserve		16,373,804	16,373,804
NON CURRENT LIABILITIES		14,304,613	13,989,842
Secured Loan		14,304,613	13,989,842
CURRENT LIABILITIES		49,454,400	49,665,778
Short Term Liabilities		37,066,253	36,250,614
Liability for Expenses		2,204,413	3,076,430
Liabilities for Goods & Services		528,622	683,622
Liabilities for Other Finance		234,970	234,970
Income Tax Payable		9,420,142	9,420,142
LIABILITIES & SHAREHOLDERS EQUITY		509,733,888	513,836,350

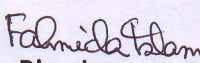
Net Asset Value Per Share :

10.77

10.87


Company Secretary
Place: Dhaka


Chief Executive Officer


Director


Chairman



BEACH HATCHERY LTD.

an addition to the export

REF :

DATE :

BEACH HATCHERY LIMITED
Statement of profit or Loss and Other Comprehensive Income
(Un-Audited)
AS ON 30TH SEPTEMBER, 2017

SL.NO.	PARTICULARS	AMOUNT(TK) 30.09.2017	AMOUNT(TK) 30.09.2016
A	Turnover	-	-
B	Less : Cost of Goods Sold.	1,484,673	1,562,266
C	Gross Profit (A-B)	(1,484,673)	(1,562,266)
D	Operating Expenses	1,590,772	1,704,795
	Office & Administrative Expenses	1,590,772	1,704,795
	Selling & Distribution Expenses	-	-
E	Operating Profit (C-D)	(3,075,445)	(3,267,061)
F	Financial Expenses	1,130,410	1,382,765
G	Other Income	-	-
H	Net profit before tax (E-F-G+H)	(4,205,855)	(4,649,826)
I	Less : Provision for tax	-	-
	Net profit after tax (I-J)	(4,205,855)	(4,649,826)

Earning Per Share

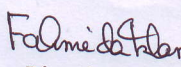
(0.10)

(0.11)

Note: The Factory has dismantled by the government to construct marine drive road and entire operation has stopped.


Company Secretary


Chief Executive Officer


Director


Chairman

Place: Dhaka



BEACH HATCHERY LTD.

an addition to the export

REF :

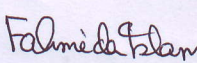
DATE :

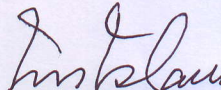
BEACH HATCHERY LIMITED
STATEMENT OF CHANGES IN EQUITY
(Un-Audited)
AS ON 30TH SEPTEMBER, 2017

Particulars	Share Capital	Tax Holiday Reserve	Proposed Stock Dividend	Retained Earning	Total
Balance at 1 July 2016	414,010,210	16,373,804		35,743,249	466,127,263
Net Profit/Loss for the Period	-	-		(4,649,826)	(4,649,826)
Balance at 30th Sept. 2016	414,010,210	16,373,804	-	31,093,423	461,477,437
Balance at 1 July 2017	414,010,210	16,373,804		19,796,716	450,180,730
Net Profit for the period	-	-		(4,205,855)	(4,205,855)
Balance at 30th Sept. 2017	414,010,210	16,373,804	-	15,590,861	445,974,875


Company Secretary


Chief Executive Officer


Director


Chairman

Place: Dhaka



BEACH HATCHERY LTD.

an addition to the export


REF :


DATE :


BEACH HATCHERY LIMITED
STATEMENT OF CASH FLOW
(Un-Audited)
AS ON 30TH SEPTEMBER, 2017

SL.NO.	PARTICULARS	AMOUNT(TK) 30.09.2017	AMOUNT(TK) 30.09.2016
A	Cash flows from Operating Activities	(291,830)	(293,990)
	Collection from Customer	2,771,528	1,890,028
	Cash Paid to Suppliers	(1,681,211)	(533,283)
	Operating Exp. Cash paid	(1,534,647)	(1,755,876)
	Advance, deposit and Prepayments	152,500	105,141
B	Cash flows from Investing Activities	-	-
	Acquisition of Fixed Assets	-	-
C	Cash flows from Financing Activities	-	(6,720)
	Dividend Paid	-	(6,720)
	Net (Decrease) / Increase in Cash (A+B+C)	(291,830)	(300,710)
	Opening Cash & Bank Balance	635,057	946,810
	Closing Cash & Bank Balance	343,227	646,100


Company Secretary


Chief Executive Officer


Director


Chairman

Place: Dhaka